

187 Series Ultimate Plus R-6



HomeCraft

WINDOWS






(919) 231-7181 • HomeCraftWindows.com

187 Series - Triple Pane Ultimate Plus R-6

1. **Heavy Walled Construction:** 0.080" thick walls.
2. **Fusion Welded Frame and Sash:** The utmost in strength and integrity.
3. **Night Vent Latch:** Allows for ventilation with security.
4. **Insulating Foam Wrap:** Around frame provides additional protection from wind.
5. **Dual Tilt In Sashes:** Both sashes tilt in for easy cleaning.
6. **Interlocking Meeting Rail:** Integral interlock provides additional security.
7. **Innergy™ Rigid Thermal Reinforcement:** Innovative, superior, energy-efficient alternative to aluminum reinforcement.
8. **Stainless Steel Constant Force Balance:** Trouble free, maintenance free. Provides smooth operation.
9. **Duralite® Warm Edge Spacer System** maximizes window performance and longevity.
10. **Clean Interior Millwork Appearance:** With equal sight lines of the sashes and no unsightly thumb buttons.
11. **Positive Sloped Sill:** Provides water runoff, even in driving rain.

Plus these additional features:

12. **Ultraflect™ Supreme Triple-paned insulated glass** unit with optimal air space improves year-round performance.
13. **Fiberglass Insulation:** In frame and sash for maximum energy savings and efficiency.
14. **Deeply Pocketed Head:** With weatherstripping to resist air infiltration.
15. **Dual Tech Lock System:** The lock activates the tilt latch and is hidden from the outside of the home.
16. **Three Layers of Weather Stripping:** With double mylar fins for resistance to air and water infiltration.
17. **Fully welded double wall interior dam leg:** with fin-seal weatherstripping for improved strength and optimal air and water performance.
18. **Storm Interlock:** Integral sill and meeting rail lock and prevents sash from bowing under structural stress.
19. **Available with woodgrain interior finishes** in light oak or cherry on your choice of white or beige plus 10 custom paint colors.

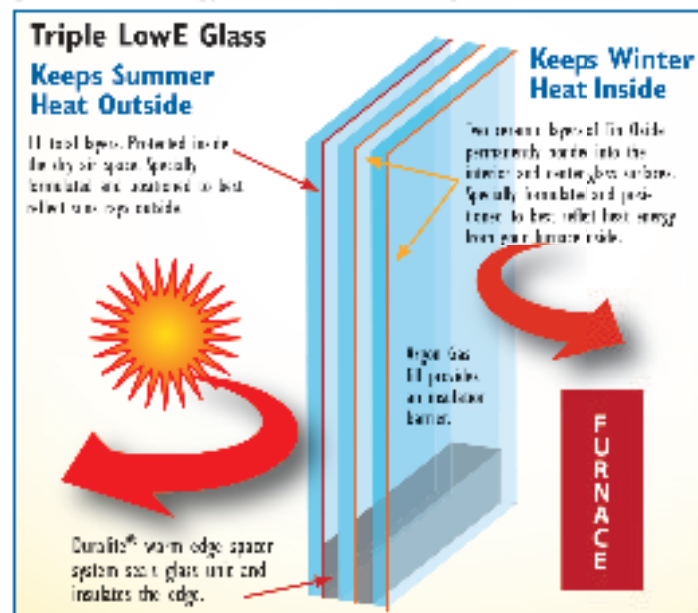


State-of-the-Art in Performance Glass Technologies



R-6 Performance

Only **UltraFlect Ultimate Plus** combines proven technologies in high tech glass coatings, spacer systems, and argon gas filling to produce the most thermally efficient heat reflective and durable insulated glass package. **UltraFlect Ultimate Plus** represents the most dramatic advance in window glass technology in more than 10 years.




Outer Glass: High Performance

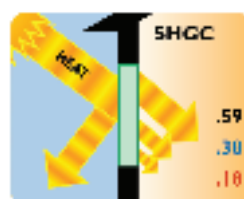
Multi-Layered "Soft" Coating On the glass facing the outside of your home, UltraFlect Ultimate Plus R-6 places a coating that is State of the Art in reflecting damaging UltraViolet and heat-carrying infrared rays from the sun.



What U-Values Mean to Window Products.*



The U-Factor (also referred to as U-Value) is a number that represents the rate of heat flow through a glazing system. The lower the U-Factor, the greater a window's resistance to heat flow, and the better its insulating value. This performance is critical to those homeowners who may experience increased heating conditions not only during the winter months, but very possibly late fall and early spring as well. This chart shows that a Window with the UltraFlect Ultimate Plus Insulated glass package is nearly 300% more energy efficient than a standard double-paned unit.



Cooler In The Summer

The total solar energy transmitted through **UltraFlect Ultimate Plus R-6** High Performance Low-E Glass is almost 300 % less than that transmitted by standard clear insulating glass.


- Lower SHGC numbers mean less summer heat
- Keeps interiors cooler
- Helps reduce cooling energy cost



Transmits Visible Light

UltraFlect Ultimate Plus R-6 High Performance Low-E Glass transmits about 80% as much desirable visible light as standard clear insulating glass.

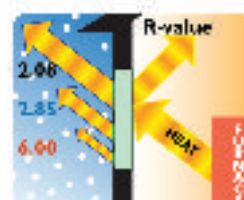
- Provides exterior appearance similar to clear glass
- Provides glare control in bright, sunny climates



Reduces Ultraviolet Energy

UltraFlect Ultimate Plus R-6 High Performance Low-E Glass reduces fabric-fading UV energy 90% more effectively than standard clear insulating glass.

- Helps protect interior furnishings, fabrics and carpets from fading



Warmer In The Winter

The winter nighttime R-Value (insulating value) of **UltraFlect Ultimate Plus R-6** High Performance Low-E Glass is as much as 300 % better than standard clear insulating glass.

- Higher R-values mean higher performance
- Reduces furnace heat loss
- Helps reduce heating energy

Inner Glass: High Tech "Hard" Coating

On the glass surfaces facing the inside of your home, **UltraFlect Ultimate Plus R-6** places a coating that is State of the Art in reflecting heat energy from your furnace. These Hard Coat reflective surfaces are harder and more durable than glass itself.



*The NFRC requires that the whole window U-Factor, including the performance of the frame, must be disclosed.

State-of-the-Art in Performance Glass Technologies

Value

The Ultimate Plus R-6 Triple Pane Window represents state of the art design in window systems, among the most advanced in the industry. We offer styles and options to fit any architectural requirements – both contemporary and classic. We build to a quality level achieved from years of experience and back it with our Lifetime Limited Warranty.

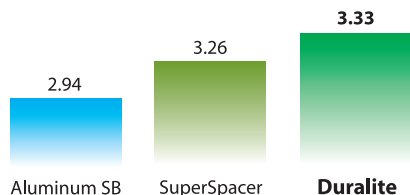
Duralite™ Spacer System

To ensure your home will be comfortable during the intense heat of summer and the frigid winds of winter upgrade your new windows and doors to our high performance glass package with Duralite™.

- Lowest conductivity warm edge spacer
- Improved condensation resistance
- Superior argon gas retention
- Unique patented design
- Exceeds ENERGY STAR requirements



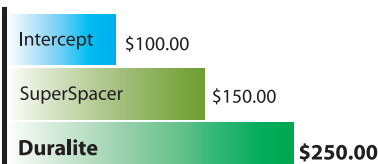
The Higher the Number the Greater the Savings! (Total Window R-Value)



Total Window R-value
Duralite can improve the total window R-value

Warmer window R-values makes you feel more comfortable.

Average Annual Savings Compared to Spacer Bar (Dollars of Energy Savings*)



* Your savings may differ, based on the cost of fuel or the type of windows in your home.

Energy Savings
Duralite improves the total window R-value which reduces heat loss and saves money on energy bills.


Decorative Options

Solid PVC Color and Interior Woodgrain Laminates



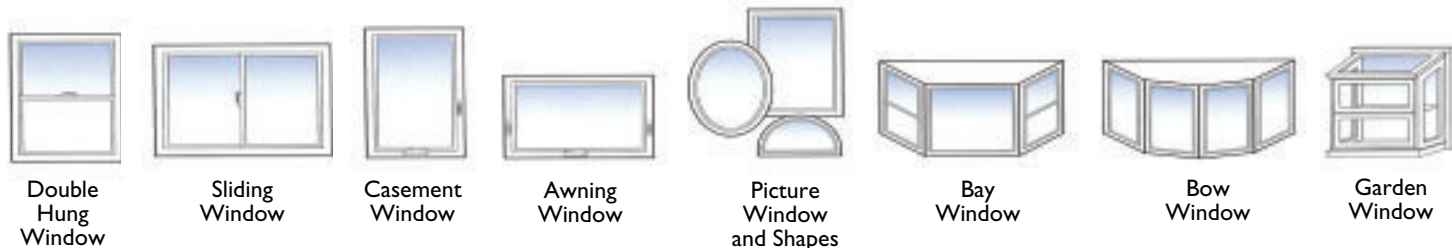
A variety of optional exterior colors are available

Interior Grids



All grids are enclosed within the insulated glass unit –making glass cleaning a breeze.

Window Types



"We proudly install Earthwise Windows"

Authorized Dealer:



3048 Barrow Drive • Raleigh, NC 27616

(919) 231-7181

homecraftwindows.com

