


200 Performance Series



HomeCraft

WINDOWS



(919) 231-7181 • HomeCraftWindows.com

200 Performance Series Fully-Welded Vinyl Windows

3¼" Fusion-welded frame has a wall thickness of 0.072". Providing excellent structural integrity.



Ergonomic-design night latches combine ease-of-use with peace of mind.




High-profile tilt latches for easy operation when tilting sashes into the house for cleaning.



Cam-Type compression sash lock for airtight seal and maximum weather protection.



This high-performance "hospital sill" gives the highest testing results for air & water protection while allowing draft-free ventilation.



Triple full length weather-stripping seals at both head and sill significantly minimizes air infiltration.

CVD200 THERMAL PERFORMANCE	Clear	0.46	0.59	GOOD
	Low-E (Soft Coat)	0.30	0.38	BETTER ENERGY STAR
	Low-E (Performa TC™ Soft Coat)	0.29	0.29	BEST ENERGY STAR
	Low-E Triple Glazed IGU (Dual Performa TC™ Soft Coat)	0.22	0.22	EXTREME ENERGY STAR
	LEGEND: U-Value SHGC			

Traditional Craftsmanship Meets Today's Technology

A perfect balance of traditional design and quality is what makes the 200 Series the premier product in the industry. Traditional design appointments from the artistic beveled exterior to the shadow line sash face brings back the feeling of a traditional American home design.

The in-between glass grids for beauty and no maintenance. (optional feature. Many styles and patterns available.)



Window sash operation is made easy with durable constant-force balances.

Durable extruded half-screen comes standard.

Optional custom two-tone finish matches any facade (available in 10 exterior colors)

Beveled exterior frame adds elegance to the exterior of your home.

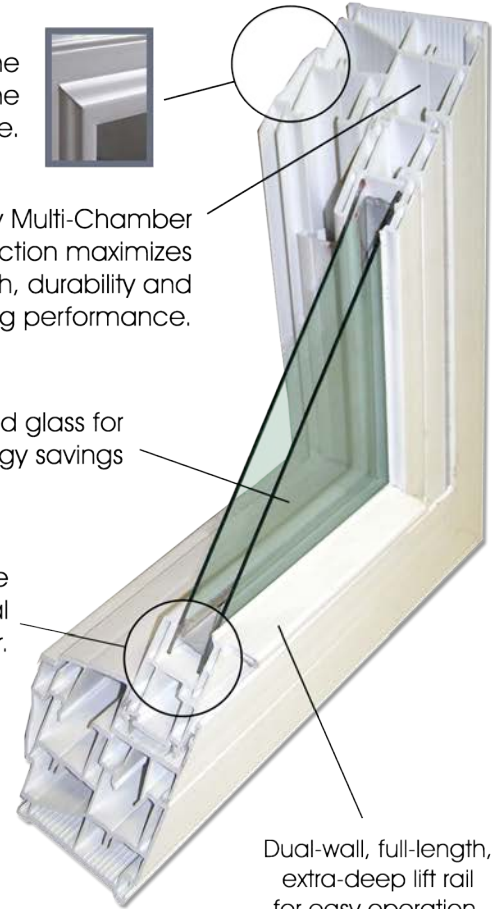


Heavy Multi-Chamber construction maximizes strength, durability and insulating performance.

7/8" Insulated glass for maximum energy savings

PPG Intercept® Warm-Edge Spacer optimizes thermal performance 365 days a year.

Dual-wall, full-length, extra-deep lift rail for easy operation.




Once you are able to refocus on performance criteria the technological enhancements make this one of the highest performing windows in the industry. In addition, we have added the strongest warranty in the industry to give you the assurance that you have purchased the very best window for the money.

Have you ever imagined windows can come in so many styles and colors? Here at HomeCraft Windows, the hardest part is choosing the right style windows made in your favorite color. The 200 Series vinyl windows can be painted with 10 optional two-tone custom colors:

- 1: Blue**
- 2: Dark Brown**
- 3: Beige**
- 4: Dark Green**
- 5: Dark Red**
- 6: Black**
- 7: Earthtone**
- 8: Grey**
- 9: Clay**
- 10: Medium Brown**

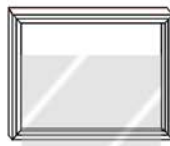
*Color for illustration purpose only.
Actual color may vary slightly.



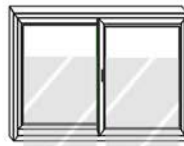
The **VERSATILE** 200 Series Fully Welded Vinyl Line is also available in a full collection of styles, sharing many similar features.



Double Hung



Fixed / Picture



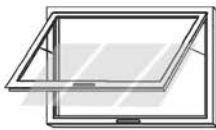
2 Lite or 3 Lite Slider



Casement



Awning



Hopper



Special Shapes



Bays & Bows



Garden Bay



3048 Barrow Drive • Raleigh, NC 27616

(919) 231-7181

homecraftwindows.com